

ENGINEERED BUILDING PRODUCTS

MULTIGRIP



MiTek[®]

mitek.com.au



THE ALL PURPOSE TIMBER FRAMING ANCHOR

APPLICATION:

The MultiGrip has been developed as an economical connecting unit to simplify structural jointing in timber roof, wall, ceiling and floor framing.

ADVANTAGES

- MultiGrip can be formed by the builder on the job as required for various connections.
- The design incorporates fold points so that it can be bent on the job to suit any application.
- MultiGrip reduces the need for a variety of connectors because of its suitability for an extremely wide variety of applications.
- By eliminating notches, halved joints and other difficult and time consuming carpentry techniques, it is ideal for both the professional builder and home handyman.

SPECIFICATIONS:

Steel Grade	G300
Thickness (Total Coated)	1.0mm
Galvanized Coating	Z275
Nails	MiTek 30 x 2.8mm hot dipped galvanized reinforced head.
Product Code	TGM

For durability information, please refer to **Corrosion Resistance of MiTek Metal Connectors**, available on the MiTek website at mitek.com.au

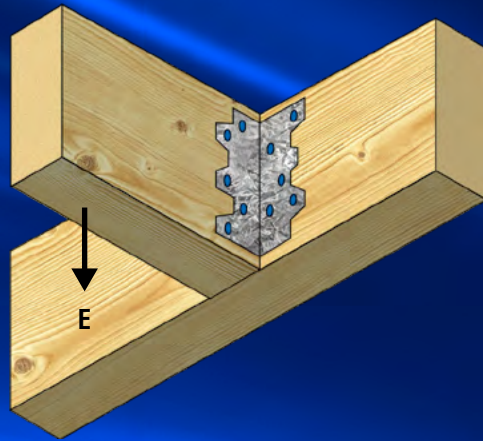
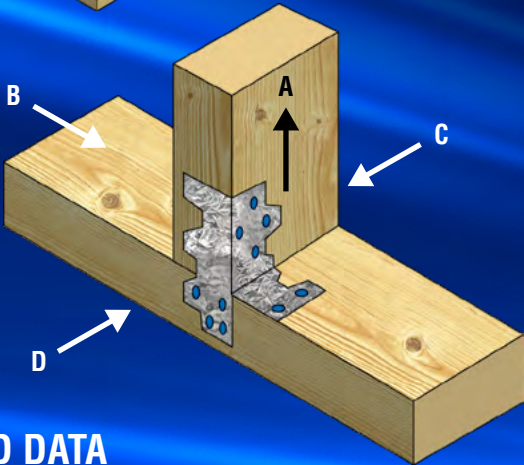
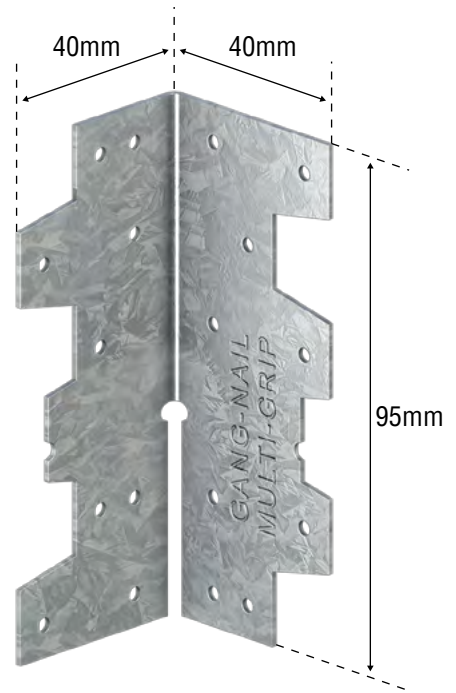
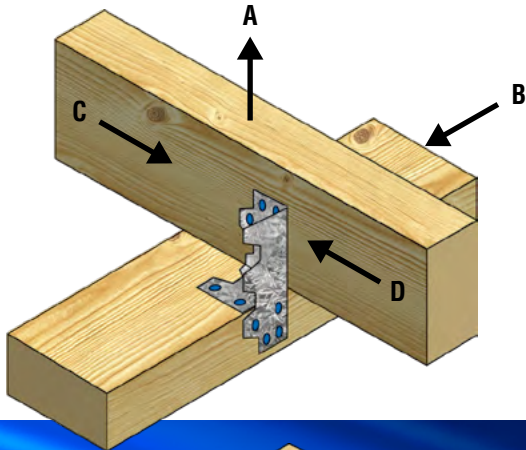
This Certified Engineering Building Product complies with the National Construction Code and Australian Standards.

MULTIGRIP - LOAD DATA

USES

MultiGrip is a versatile low cost framing anchor for countless timber connections.

LOAD DIRECTION



LOAD DATA

Limit State Design Capacity (kN)										
Load Direction	Joint Group									
	Load Case	J2	J3	J4	J5	J6	JD3	JD4	JD5	JD6
A	DL Only	2.1	1.6	1.1	0.9	0.6	2.1	1.6	1.3	1.0
	DL + WL	4.3	3.1	2.3	1.7	1.3	4.3	3.1	2.6	1.9
B	DL Only	3.1	2.3	1.7	1.3	0.9	3.1	2.3	1.9	1.4
	DL + WL	6.3	4.6	3.4	2.6	1.9	6.3	4.6	3.7	2.8
C / D	DL Only	2.1	1.6	1.1	0.9	0.6	2.1	1.6	1.3	0.9
	DL + WL	3.9	3.0	2.3	1.7	1.3	3.6	2.5	1.9	1.4
E	DL Only	2.4	1.7	1.3	0.9	0.6	2.4	1.7	1.4	1.0
	DL + WL	4.9	3.4	2.3	2.0	1.4	4.9	3.4	2.9	2.1

Values in this table incorporate the Category 1 capacity factor (ϕ) for houses. For other categories, multiply the design capacities by the following factors. Refer to AS1720.1 for a full definition of each category.

Design capacities have been obtained from laboratory testing and procedures given in AS1720.1.

Category	1	2	3
Adjustment factor	1.00	0.94	0.88

INSTALLATION

1. Fix 10 MiTek 30 x 2.8mm hot dipped galvanized reinforced head nails in positions shown according to connector orientation.

DESIGN LOADS

When fixed as shown the design capacities in different directions are given in the Table over.

AS1684 COMPLIANCE

MultiGrip complies as a framing anchor and the corresponding alternative uplift capacities in AS1684 may be used in designs within the confines of this standard.

Figure 1

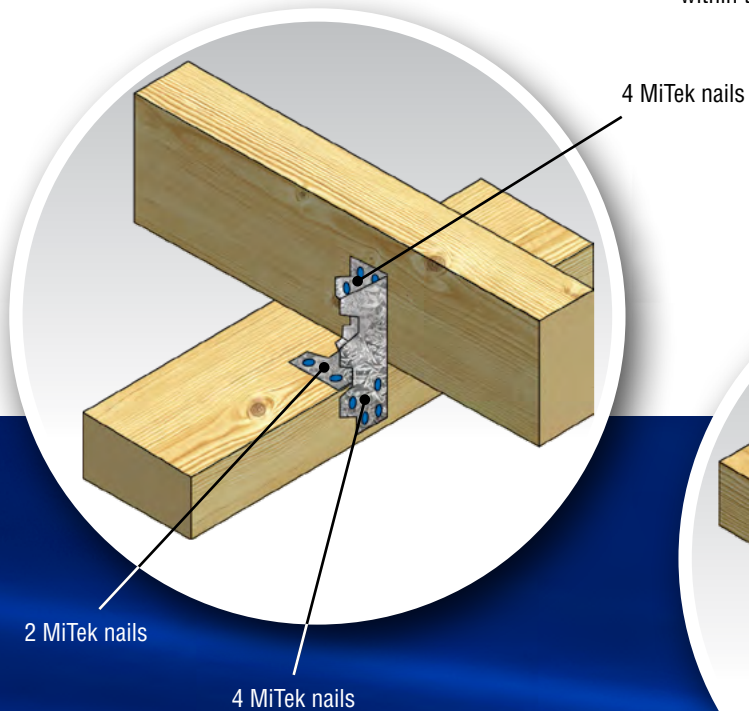


Figure 2

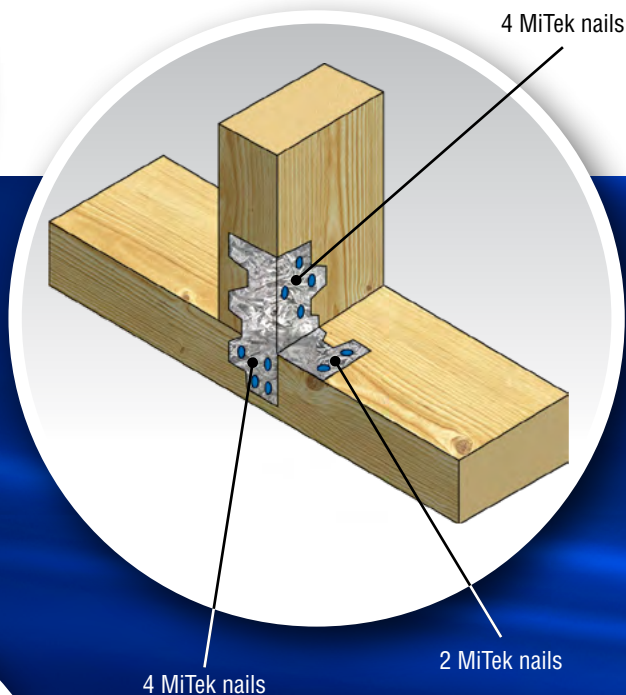


Figure 3

