

Rimlocks



We take the worry out of
protecting what's valuable to you.
Lockwood: no worries®

LOCKWOOD

ASSA ABLOY

25YEAR MECHANICAL
WARRANTY


Contents



001 Double

Cylinder Deadlatch

page 3



002 Single

Cylinder Deadlatch

page 8



355 Double

Cylinder Deadlock

page 15



303 Single

Cylinder Deadlock


page 17



507

Fire Rated Nightlatch


page 20



201

Nightlatch

page 22



100

Nightlatch

page 24



211

Nightlatch

page 26



200

Narrow Stile Streamlatch

page 28



213

Streamlock Deadbolt

page 30

001 Double Cylinder Deadlatch



The Australian-designed Lockwood 001® Deadlatch offers market-leading performance and reliability for your home and is available in both Knob and Lever versions.

The 001® Deadlatch features a cut-resistant stainless steel bolt, 11 concealed anchorage points and a door frame strengthener that combine to offer high security protection.

Additional features include a bolt holdback function that allows you to use your door in passage mode.

Features and Specifications

- Bolt holdback function activated by external key or internal knob
- Can be key locked in holdback position by key from inside
- Can be keyed alike to other Lockwood door locks
- Available in trade and display pack versions

Keying

- Supplied individually keyed with two keys per lock
- 78,000 key combinations
- Key blank KB2015P

Restricted Special Keying

Lockwood locks can be keyed to a number of controlled and/or specially keyed systems. These range from legally protected keys to protect against unauthorised duplication, which can also include specially designed key systems such as master key systems, which allow for different levels of mechanical access control.

Please refer to Lockwood Keying Catalogue or contact your local sales office or customer service for specific information.

Retrofitable

Replace your existing 001 Deadlatch.



Product Details

Backset	60mm
Case	High purity zinc alloy
Cylinders	Internal and external 5 pin tumbler mechanism. Brass cylinders and brass barrels.
Door Thickness	30 - 45mm
Finish*	Satin Chrome Pearl (SP) Chrome Plate (CP) Brown (BRN) Everbrass (EVB)
Latch	Stainless steel 18mm projection
Packers	3mm thick packer plates are available, these packers are installed under lock body to align lock body with face of jamb

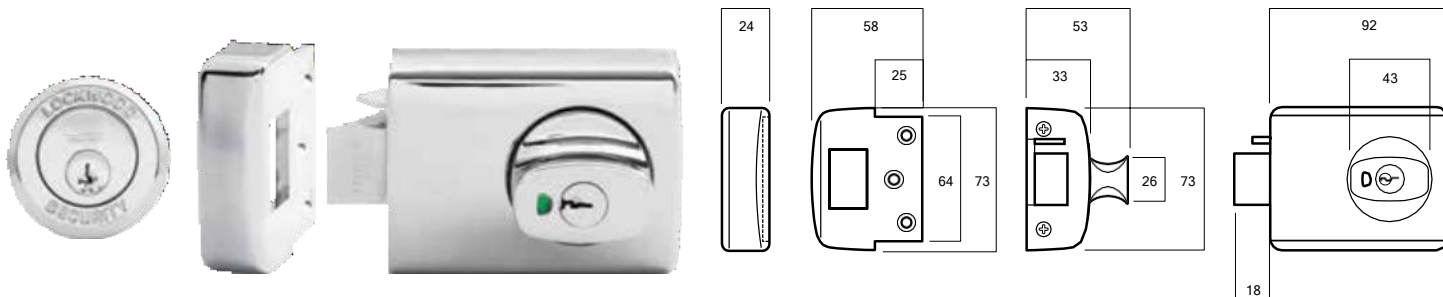
*Refer to pages 5 and 7 for product range

Standards and Compliance

Conforms to Australian Standard (AS4145.2-2008 S,7D8C6)

001 Double Cylinder Deadlatch

Double Cylinder with Knob



Exterior Cylinder

Interior



Kinetic Defence®
Bump and pick resistant.



2 Keys Included
Can be keyed alike to other Lockwood door locks.



SafetyRelease™
Minimises the risk of being locked in.



Retrofittable
Replace your existing 001 Deadlatch.



LockAlert®
Interior Indicator shows lock status at a glance.



Safety Mode
Securely locked from outside and free from inside.



Secure Mode
Securely locked from both inside and outside. For when nobody is home.



Passage Mode
Free to enter from outside and free to exit from inside.



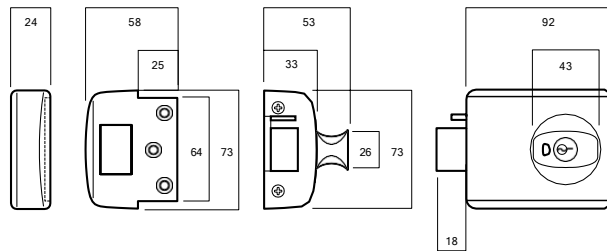
Deadlatch Bolt
Stainless steel 18mm projection.

001 Double Cylinder Deadlatch

001 - Knob with Open In Strike - Single Pack

Finish	Trade Pack	Display Pack
Satin Chrome Pearl	001-1K1SP	001-1K1SPDP
Chrome Plate	001-1K1CP	001-1K1CPDP
Brown	—	001-1K1BRNDP
Everbrass	001-1K1EVB	—

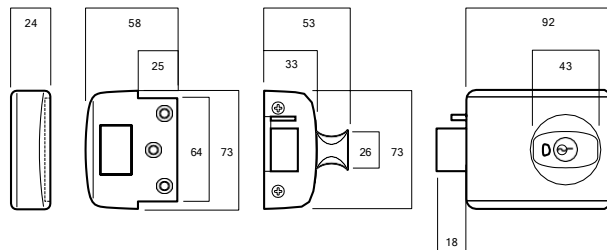
Suitable for INWARD opening timber framed doors.



001 - Knob with Open In Strike - Twin Pack

Finish	Trade Pack	Display Pack
Satin Chrome Pearl	001-1K2SP	001-1K2SPDP
Everbrass	—	001-1K2EVBDP

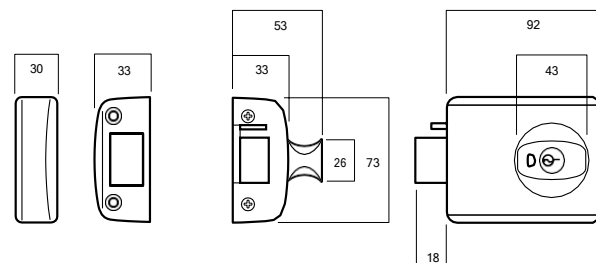
Suitable for INWARD opening timber framed doors. Keyed alike for extra convenience. Pack contains two locksets.



001 - Knob with Metal Frame Strike - Single Pack

Finish	Trade Pack
Satin Chrome Pearl	001-3K1SP

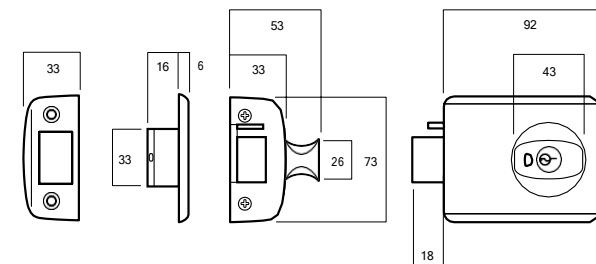
Suitable for INWARD opening metal framed doors.



001 - Knob with Open Out Strike - Single Pack

Finish	Trade Pack
Satin Chrome Pearl	001-4K1SP

Suitable for OUTWARD opening timber framed doors.



001 Double Cylinder Deadlatch

Double Cylinder with Lever



Exterior Cylinder

Interior



Kinetic Defence®
Bump and pick resistant.



2 Keys Included
Can be keyed alike to other Lockwood door locks.



SafetyRelease™
Minimises the risk of being locked in.



Retrofitable
Replace your existing 001 Deadlatch.



LockAlert®
Interior Indicator shows lock status at a glance.



Safety Mode
Securely locked from outside and free from inside.



Secure Mode
Securely locked from both inside and outside. For when nobody is home.



Passage Mode
Free to enter from outside and free to exit from inside.



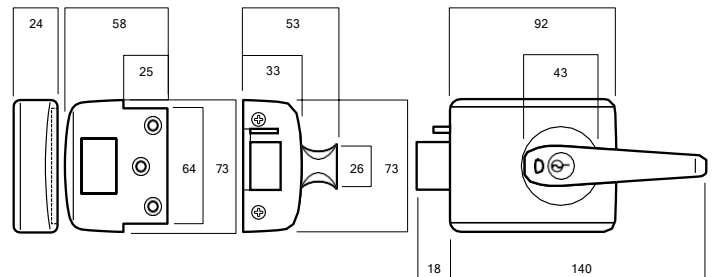
Deadlatch Bolt
Stainless steel 18mm projection.

001 Double Cylinder Deadlatch

001 - Lever with Open In Strike - Single Pack

Finish	Trade Pack	Display Pack
Satin Chrome Pearl	001-1L1SP	001-1L1SPDP
Chrome Plate	—	001-1L1CPDP

Suitable for INWARD opening timber framed doors.



002 Single Cylinder Deadlatch



The Australian-designed Lockwood 002 Deadlatch offers market-leading performance and reliability for your home and is available in both Knob and Lever versions.

The 002 Deadlatch features a cut-resistant stainless steel bolt, 11 concealed anchorage points and a door frame strengthener that combine to offer high security protection.

Additional features include a bolt holdback function that allows you to use your door in passage mode.

Features and Specifications

- High security with cut resistant stainless steel bolt, 11 concealed anchorage points and door frame strengthener
- Bolt holdback function activated by external key or internal knob
- Can be keyed alike to other Lockwood door locks

Keying

- Supplied individually keyed with two keys per lock
- 78,000 key combinations
- Key blank KB2015P

Restricted Special Keying

Lockwood locks can be keyed to a number of controlled and/or specially keyed systems. These range from legally protected keys to protect against unauthorised duplication, which can also include specially designed key systems such as master key systems, which allow for different levels of mechanical access control.

Please refer to Lockwood Keying Catalogue or contact your local sales office or customer service for specific information.

Retrofitable

Replace your existing 001 Deadlatch.



Product Details

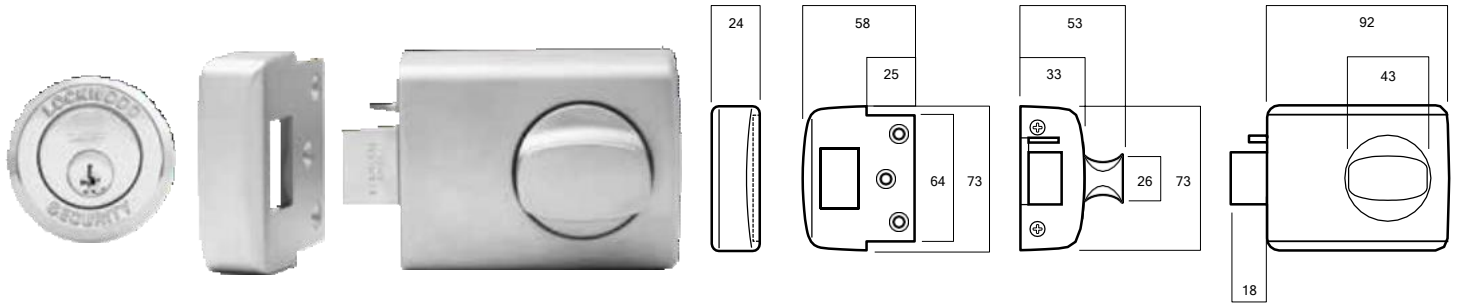
Backset	60mm
Case	High purity zinc alloy
Cylinder	External 5 pin tumbler mechanism. Brass cylinder and brass barrel.
Door Thickness	30 - 45mm
Finish	Satin Chrome Pearl (SP)
Latch	Stainless steel 18mm projection
Packers	3mm thick packer plates are available, these packers are installed under lock body to align lock body with face of jamb

Standards and Compliance

Conforms to Australian Standard (AS4145.2 - 1993)

002 Single Cylinder Deadlatch

Single Cylinder with Knob



Exterior Cylinder

Interior



Kinetic Defence®
Bump and pick resistant.



SafetyRelease™
Minimises the risk of being locked in.



2 Keys Included
Can be keyed alike to other Lockwood door locks.



Retrofittable
Replace your existing 001 Deadlatch.



Deadlatch Bolt
Stainless steel 18mm projection.

002 Single Cylinder Deadlatch

002 - Knob with Open In Strike - Single Pack

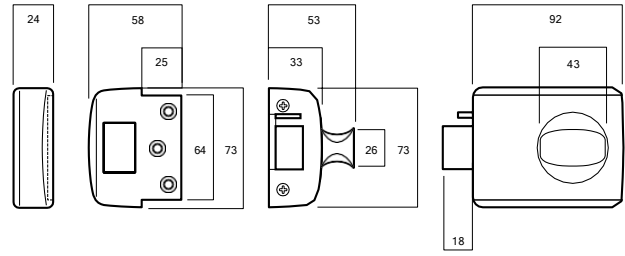
Finish Trade Pack

Satin Chrome Pearl 002-1K1SP

No Cylinder

Satin Chrome Pearl 002-1K1SPNC

Suitable for INWARD opening timber framed doors.

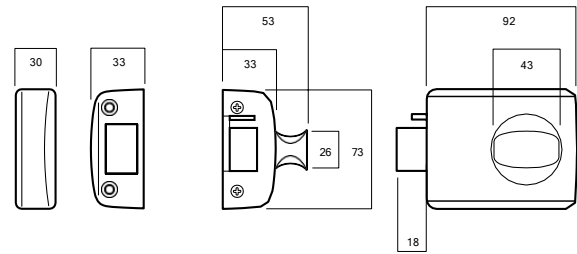


002 - Knob with Metal Frame Strike - Single Pack

Finish Trade Pack

Satin Chrome Pearl 002-3K1SP

Suitable for INWARD opening metal framed doors.

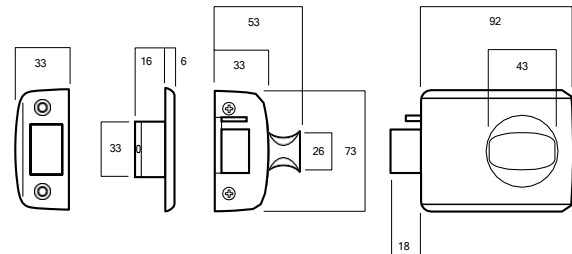


002 - Knob with Open Out Strike - Single Pack

Finish Trade Pack

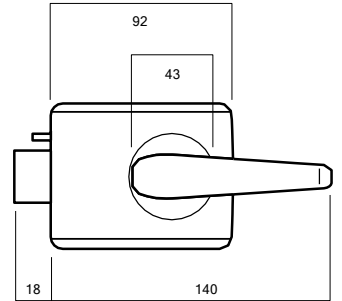

Satin Chrome Pearl 002-4K1SP

Suitable for OUTWARD opening timber framed doors.



002 Single Cylinder Deadlatch

Single Cylinder with Lever



Exterior Cylinder

Interior



Kinetic Defence®
Bump and pick resistant.



SafetyRelease™
Minimises the risk of being locked in.



2 Keys Included
Can be keyed alike to other Lockwood door locks.



Retrofittable
Replace your existing 001 Deadlatch™.



Deadlatch Bolt
Stainless steel 18mm projection.

002 Single Cylinder Deadlatch

002 - Lever with Open In Strike - Single Pack

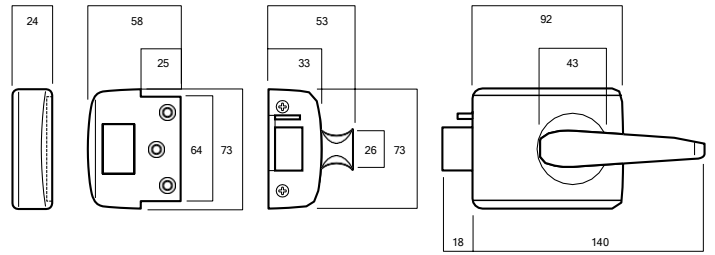
Finish Trade Pack

Satin Chrome Pearl 002-1L1SP

No Cylinder

Satin Chrome Pearl 002-1L1SPNC

Suitable for INWARD opening timber framed doors.

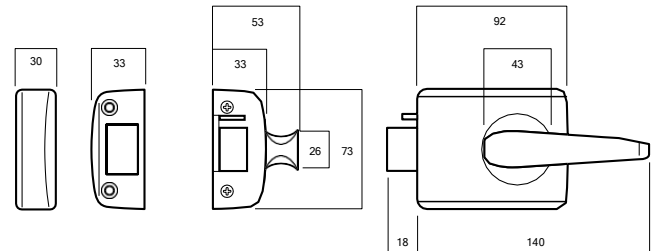


002 - Lever with Metal Frame Strike - Single Pack

Finish Trade Pack

Satin Chrome Pearl 002-3L1SP

Suitable for INWARD opening metal framed doors.



002 - Lever with Open Out Strike - Single Pack

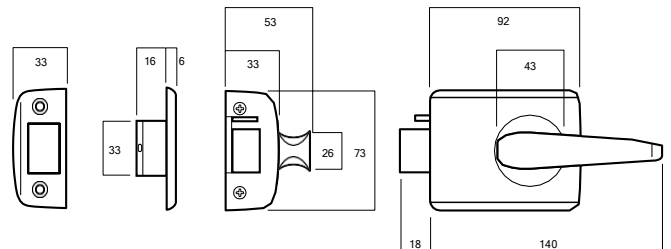
Finish Trade Pack

Satin Chrome Pearl 002-4L1SP

No Cylinder

Satin Chrome Pearl 002-4L1SPNC

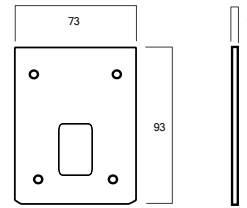
Suitable for OUTWARD opening timber framed doors.



001 and 002 Deadlatch - Accessories

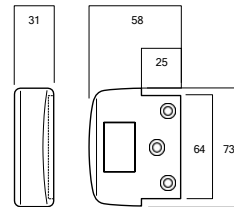
Packer Plate

Finish	Trade Pack
Black	001-3254BLK



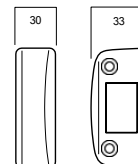
Retrofit 31mm Strike

Finish	Trade Pack
Satin Chrome Pearl	001-3653SP



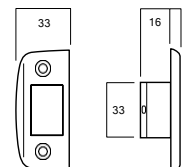
Metal Frame Strike Pack

Finish	Trade Pack
Satin Chrome Pearl	001-3053SP
Chrome Plate	001-3053CP



Outward Opening Strike

Finish	Trade Pack
Satin Chrome Pearl	001-3253SP



001 Double Cylinder Deadlatch

Open Out Bolt

Finish	Trade Pack
Stainless Steel	001-3108

* Pack of 5

355 Double Cylinder Deadlock



The premium security features provided by the 355 Deadlock make it an ideal lockset for both domestic and commercial applications.

Opened by key from outside and by turn knob from inside when free. Internal key locks or unlocks turn knob.

Features and Specifications

- Suitable for hinged and some sliding doors
- Lockable turn knob with inbuilt clutching device to resist wrench attack
- Strong interlocking case and mounting plate to resist jemmy and hammer attack
- Concealed fixing
- Positive deadlocking action
- The mechanism and the design are protected by Australian and International Patents and Design Registrations

Keying

- Supplied individually keyed with two keys per lock
- 78,000 key combinations
- Key blank KB2015P

Restricted Special Keying

Lockwood locks can be keyed to a number of controlled and/or specially keyed systems. These range from legally protected keys to protect against unauthorised duplication, which can also include specially designed key systems such as master key systems, which allow for different levels of mechanical access control.

Please refer to Lockwood Keying Catalogue or contact your local sales office or customer service for specific information.

Product Details

Backset	60mm
Bolt	Stainless steel
Case	Thick walled, high purity zinc alloy casting
Case Retainer Plate and Operating Mechanism	Solid pressed steel and diecast. Zinc components.
Cylinders	Internal and external 5 pin tumbler mechanism. Brass cylinders and brass barrels.
Door Thickness	30 - 45mm
Finish*	Everbrass (EVB) Satin Chrome Pearl (SP) Chrome Plate (CP) Brown (BRN) Matt Black (MBK)
Mounting Plate and Strike	Pressed steel
Packers	3mm thick packing plates installed under lock body to align lock body with face of jamb
Strike Conversion Plate	A strike conversion plate is required where the strike is to be installed in place of an existing flange strike

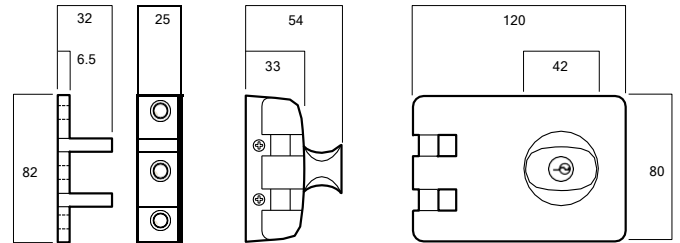
*Refer to next page for product range

Standards and Compliance

Conforms to Australian Standard (AS4145.2 - 2008 | S,7D8C6)

355 Double Cylinder Deadlock

Double Cylinder with Knob



Exterior Cylinder

Interior



Kinetic Defence®
Bump and pick resistant.



2 Keys Included
Can be keyed alike to other
Lockwood door locks.



Retrofitable
Replace your existing
001 Deadlatch.

355 Double Cylinder Deadlock

Finish	Trade Pack	Display Pack
Everbrass	—	355-NEVBDP
Satin Chrome Pearl	355-NSP	355-NSPDP
Chrome Plate	—	355-NCPDP
Brown	—	355-NBRNDP
Matt Black	355-NMBK	355-NMBKDP

303 Single Cylinder Deadlock



The security features provided by the 303 Single Cylinder Deadlock make it an ideal lockset for both domestic and commercial applications.

Opened by key from outside and by turn knob from inside.

Features and Specifications

- Suitable for hinged and some sliding doors
- Lockable turn knob with inbuilt clutching device to resist wrench attack
- Strong interlocking case and mounting plate to resist jemmy and hammer attack
- Concealed fixing
- Positive deadlocking action
- The mechanism and the design are protected by Australian and International Patents and Design Registrations

Keying

- Supplied individually keyed with two keys per lock
- 78,000 key combinations
- Key blank KB2015P

Restricted Special Keying

Lockwood locks can be keyed to a number of controlled and/or specially keyed systems. These range from legally protected keys to protect against unauthorised duplication, which can also include specially designed key systems such as master key systems, which allow for different levels of mechanical access control.

Please refer to Lockwood Keying Catalogue or contact your local sales office or customer service for specific information.

Product Details

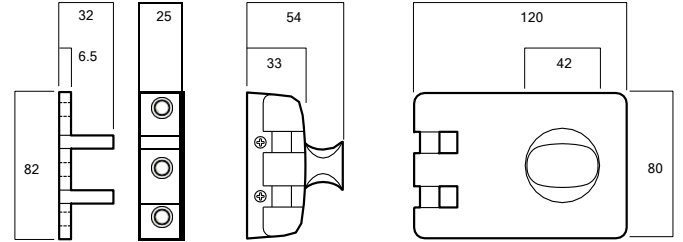
Backset	60mm
Bolt	Stainless steel
Case	Thick walled, high purity zinc alloy casting. 121mm wide, 76mm high, 56 projection
Case Retainer Plate and Operating Mechanism	Solid pressed steel and diecast. Zinc components.
Cylinder	External 5 pin tumbler mechanism. Brass cylinder and brass barrel.
Door Thickness	30 - 45mm
Finish	Satin Chrome Pearl (SP)
Packers	3mm thick packing plates installed under lock body to align lock body with face of jamb
Strike Conversion Plate	A strike conversion plate is required where the strike is to be installed in place of an existing flange strike
Mounting Plate and Strike	Pressed steel

Standards and Compliance

Conforms to Australian Standard (AS4145.2-1993)

303 Single Cylinder Deadlock

Single Cylinder with Knob



Exterior Cylinder

Interior



Kinetic Defence®
Bump and pick resistant.



2 Keys Included
Can be keyed alike to other
Lockwood door locks.



Retrofitable
Replace your existing
001 Deadlatch™.

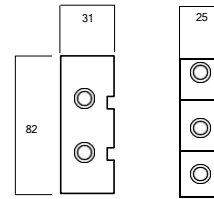
303 Double Cylinder Deadlock

Finish	Trade Pack	Display Pack
Satin Chrome Pearl	303-NSP	303-NSPDP
Satin Chrome Pearl	303-NSPNOCYL	

355 and 303 Deadlock - Accessories

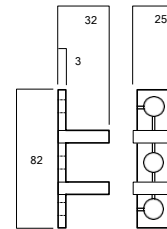
Retrofit Flanged Strike Cover

Finish	Trade Pack
Satin Chrome Pearl	355-552SP



Strike Loops

Finish	Trade Pack
Satin Chrome Pearl	355-53NSP



507 Fire Rated Night Latch



The 507 Nightlatch is a high quality, fire rated stainless steel nightlatch, making it suitable for a range of commercial applications including utility and service cupboards.

Features and Specifications

- Easy to operate with a lever turn to retract the latch or key from outside (not supplied)
- 304 stainless steel latch bolt, lock case and striker plates
- Supplied with striker plates to suit standard open in and open out door installations
- Lock handing can be easily changed in seconds by releasing the handing catch and twisting the bolt
- High quality brushed stainless steel finish with welded joints on lock case and striker
- Supplied in trade pack only

Keying

- Suitable for use with building master key systems
- Standard Lockwood 201 cylinders available for installations not requiring restricted keying

Note: Cylinder sold separately

Product Details

Backset	60mm
Case	304 Stainless Steel
Cylinder (sold separately)	Lockwood 201 Cylinder 5 pin tumbler mechanism
Door Thickness	5 Pin 201 Cylinder - 32mm to 40mm 6 Pin 201 Cylinder - 32mm to 45mm For thicker doors up to 72mm use SP201-338ZP Tail Bar and SP930 - 308ZP
Keying	Supplied less cylinder
Latch & Striker Plates	304 Stainless Steel
Finish	Stainless Steel (SS)

Standards and Compliance



The Lockwood 507 Rim Nightlatch has been fire rated up to 4 hours on fire door assemblies in accordance with Australian standard (AS 1905.1:2005), Part 1: Fire Resistant Doorsets

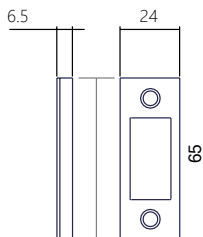
C6	Corrosion Resistance - Tested to 168 Hours - Normal Resistance
D8	Durability - Tested to 500,000 Cycles

507 Fire Rated Night Latch

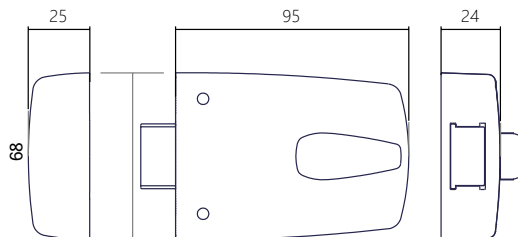
507



Interior



Open Out Strike



Box Strike

507 Fire Rated Nightlatch

Finish	Trade Pack	Cylinder
Brushed Stainless Steel	507SSS	Cylinder not included with open out and open in strike
Satin Chrome	201CYLSC	Lockwood standard cylinder

201 Nightlatch



General purpose nightlatch with inside snib.

Features and Specifications

- Opened by key from outside and by turn knob inside
- Inside snib may be used to holdback or deadlock bolt, so that key will not operate

Open Out Strike

Part Number SP201-67SC.

Keying

- Supplied individually keyed with two keys per lock
- 78,000 key combinations
- Key blank KB2015P

Restricted Special Keying

Lockwood locks can be keyed to a number of controlled and/or specially keyed systems. These range from legally protected keys to protect against unauthorised duplication, which can also include specially designed key systems such as master key systems, which allow for different levels of mechanical access control.

Please refer to Lockwood Keying Catalogue or contact your local sales office or customer service for specific information.

Product Details

Backset	60mm
Case	High purity zinc alloy. 92mm wide, 64mm high, 43mm projection
Cylinder	5 pin tumbler mechanism Brass cylinder and brass barrel
Door Thickness	32-45mm
Latch	Brass. Reversible. 13mm projection
Finish	Lock Body : Brown (BRN) External Cylinder: Satin Chrome (SC) Chrome Plate (CP) Florentine Bronze (FB)

201 Nightlatch

201



Exterior Cylinder

Interior

201 Nightlatch

Finish	Trade Pack	Display Pack
Florentine Bronze Cylinder	201FB	201FBDP
Chrome Plate Cylinder	201CP	201CPDP
Satin Chrome Cylinder	201SC	-
No Cylinder		
Brown	201NOCYL	

100 Nightlatch



General purpose nightlatch.

Features and Specifications

- Opened by key from outside and by turn knob inside
- Bolt may be held back by turning knob in clockwise direction

Open Out Strike

Part Number SP201-67SC.

Keying

- Supplied individually keyed with two keys per lock
- 78,000 key combinations
- Key blank KB2015P

Restricted Special Keying

Lockwood locks can be keyed to a number of controlled and/or specially keyed systems. These range from legally protected keys to protect against unauthorised duplication, which can also include specially designed key systems such as master key systems, which allow for different levels of mechanical access control.

Please refer to Lockwood Keying Catalogue or contact your local sales office or customer service for specific information.

Product Details

Backset	60mm
Case	High purity zinc alloy. 92mm wide, 64mm high, 43mm projection
Cylinder	5 pin tumbler mechanism Brass cylinder and brass barrel
Door Thickness	32-45mm
Latch	Brass. Reversible. 13mm projection Lock Body : Brown (BRN)
Finish	External Cylinder: Chrome Plate (CP) Florentine Bronze (FB)

100 Nightlatch

100



Exterior Cylinder

Interior

100 Nightlatch with Open In Strike

Finish	Trade Pack	Display Pack
Florentine Bronze Cylinder	100FB	100FBDP
Chrome Plate Cylinder	100CP	100CPDP

No Cylinder

Brown	100NOCYL	
-------	----------	--

100 Nightlatch with Open Out Strike

Finish	Trade Pack	Display Pack
Chrome Plate Cylinder	100-4CPSP	-

No Cylinder

Brown	100-4NOCYL	
-------	------------	--

211 Nightlatch



Medium security general purpose streamlatch.

Features and Specifications

- Opened by key from outside and turn knob inside
- Inside snib may be used to holdback or deadlock bolt so that key will not operate
- Available in trade pack only

Open Out Strike

Part Number SP201-67SC.

Keying

- Supplied individually keyed with two keys per lock
- 78,000 key combinations
- Key blank KB2015P

Restricted Special Keying

Lockwood locks can be keyed to a number of controlled and/or specially keyed systems. These range from legally protected keys to protect against unauthorised duplication, which can also include specially designed key systems such as master key systems, which allow for different levels of mechanical access control.

Please refer to Lockwood Keying Catalogue or contact your local sales office or customer service for specific information.

Product Details

Backset	60mm
Case	High purity zinc alloy. 92mm wide, 64mm high, 43mm projection
Cylinder	5 pin tumbler mechanism. Brass cylinder and brass barrel.
Door Thickness	32-45mm
Latch	Brass. Reversible. 13mm projection

211 Nightlatch

211



Exterior Cylinder

Interior

211 Nightlatch

Finish **Trade Pack**

Satin Chrome Pearl all over 211SPA0

No Cylinder

Satin Chrome Pearl all over 211SPAONOCYL

No Cylinder No Snib Function

Satin Chrome Pearl all over 211SPAONOCYLNSF

200 Narrow Stile Streamlatch



General purpose streamlatch designed to suit narrow doors.

Features and Specifications

- Opened by key from outside and turn knob inside
- Inside snib may be used to holdback or deadlock bolt so that key will not operate

Open Out Strike

Part Number SP201-67SC.

Keying

- Supplied individually keyed with two keys per lock
- 78,000 key combinations
- Key blank KB2015P

Restricted Special Keying

Lockwood locks can be keyed to a number of controlled and/or specially keyed systems. These range from legally protected keys to protect against unauthorised duplication, which can also include specially designed key systems such as master key systems, which allow for different levels of mechanical access control.

Please refer to Lockwood Keying Catalogue or contact your local sales office or customer service for specific information.

Product Details

Backset	38mm for narrow stile doors
Case	High purity zinc alloy. 68mm wide, 57mm high, 43mm projection.
Cylinder	5 pin tumbler mechanism. Brass cylinder and brass barrel.
Door Thickness	32 - 45mm
Latch	Brass. Reversible. 13mm projection.

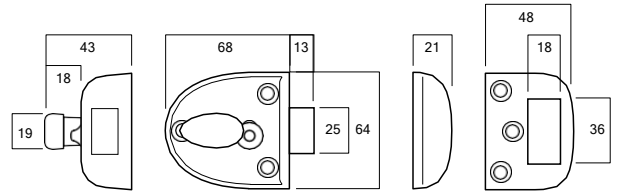
200 Narrow Stile Streamlatch

200



Exterior Cylinder

Interior



200 Narrow Stile Streamlatch

Finish	Trade Pack
Chrome Plate all over	200CPAO
Satin Chrome Pearl all over	200SPA0

213 Streamlock Deadbolt



General purpose deadbolt.

Features and Specifications

- Locked or unlocked by key outside and by turn knob inside

Open Out Strike

Part Number SP201-67SC.

Keying

- Supplied individually keyed with two keys per lock
- 78,000 key combinations
- Key blank KB2015P

Restricted Special Keying

Lockwood locks can be keyed to a number of controlled and/or specially keyed systems. These range from legally protected keys to protect against unauthorised duplication, which can also include specially designed key systems such as master key systems, which allow for different levels of mechanical access control.

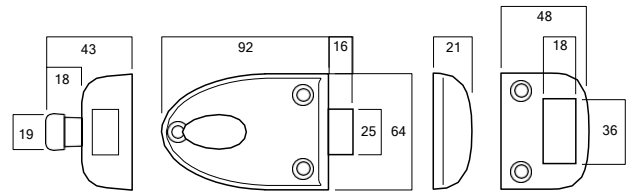
Please refer to Lockwood Keying Catalogue or contact your local sales office or customer service for specific information.

Product Details

Backset	60mm
Bolt	Brass. 16mm projection
Case	High purity zinc alloy. 92mm wide, 64mm high, 43mm projection.
Cylinder	5 pin tumbler mechanism. Brass cylinder and brass barrel. Suitable for all cylinder rim locks. Extruded brass cylinder.
Door Thickness	32 - 45mm

213 Streamlock Deadbolt

213



Exterior Cylinder

Interior

213 Streamlock Deadbolt

Finish **Trade Pack**

Chrome Plate all over 213CPAO

Satin Chrome Pearl all over 213SPA0

No Cylinder

Satin Chrome Pearl all over 213SPAONOCYL

Nighlatch Accessories

201 Cylinder

Finish	Trade Pack	Display Pack
Chrome Plate	—	201CYLCPDP
Satin Chrome Pearl	—	201CYLSPDP
Polished Brass	—	201CYLPBDP
Florentine Bronze	—	201CYLFBDP

201 Cylinder with Solid Brass Cylinder

Finish	Trade Pack	Display Pack
Satin Chrome	201-252SC	—

Open Out Strike

Finish	Trade Pack
Chrome Plate	SP201-67CP
Florentine Bronze	SP201-67FB
Satin Chrome Plate	SP201-67SP

213 Case Assembly

Finish	Trade Pack
Satin Chrome Pearl	SP213-4SP



ASSA ABLOY

Lockwood is the leading brand in the Australian locking industry. With an established reputation for high quality products, this iconic brand provides a wide range of locking solutions to residential housing, commercial, semi-commercial, building and industrial application markets. Lockwood is supported by an extensive distribution and after-sales support network. Our customers include retailers, architects, trade and industrial personnel, locksmiths and security dealers.

ASSA ABLOY is the global leader in door opening solutions, dedicated to satisfying end-user needs for security, safety and convenience.

ASSA ABLOY is represented in all major regions, in both mature and emerging markets, with leading positions in Australia, Europe and North America.



The Lockwood 25 Year Mechanical Warranty

Our belief that we manufacture the finest premium products available in today's market place is backed by the Lockwood 25 Year Mechanical Warranty, ensuring that Lockwood continues to keep Australians safe by delivering security and peace of mind.

For warranty terms and conditions, please visit www.lockweb.com.au or call **1300WARRANTY**

Disclaimer

Whilst every effort has been made to ensure that the information (including product images and drawings) contained in this brochure is accurate at the time of publication, ASSA ABLOY Australia Pty Limited ("ASSA ABLOY") recommends that you consult ASSA ABLOY or its agents prior to placing an order to ascertain current information on specific products, as ASSA ABLOY reserves the right to make changes without notice. ASSA ABLOY will not be liable for any injury, loss or damage whatsoever, arising from any errors or omissions in the information contained in the brochure or arising from the use or application of the information contained herein. © 2022 copyright by ASSA ABLOY All rights reserved

